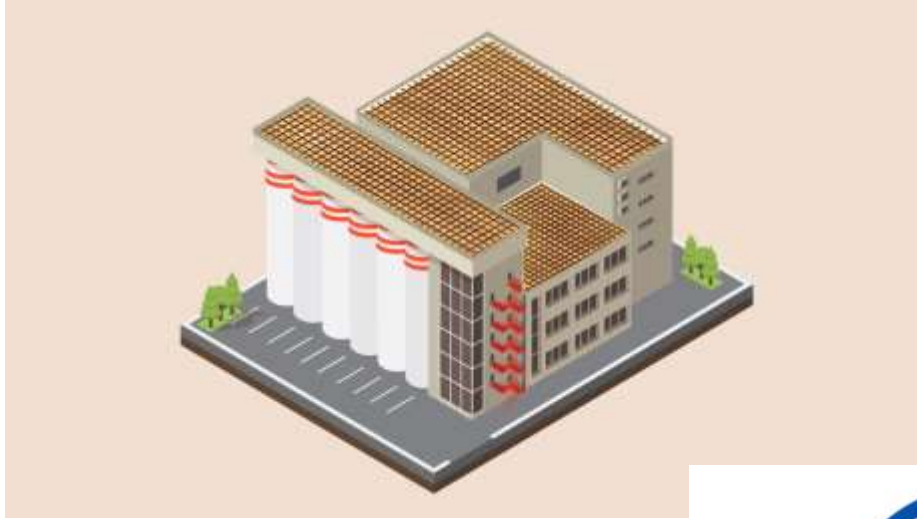




Waterproofing system for Industrial roofs and balconies



Basic Step by Step
Guide

RESSICHEM®
adding life and value to your property



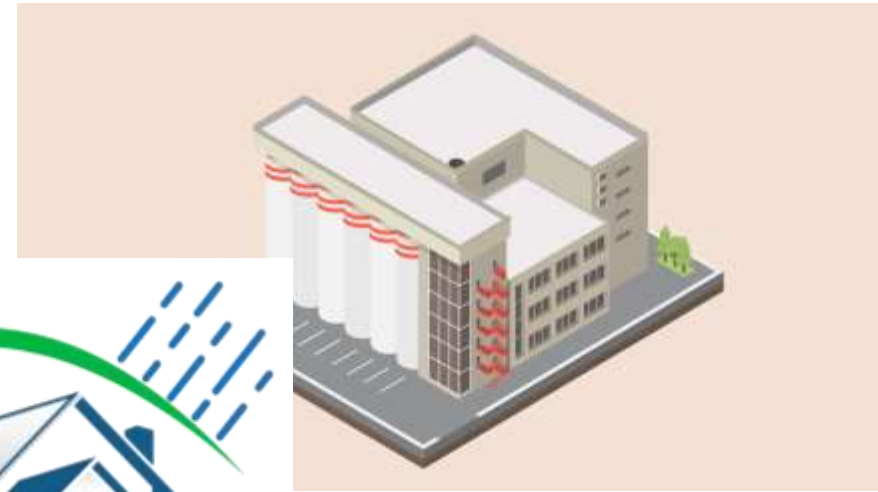
Step 1

Casting of Roof Slab with the addition of **Water Guard Crysta Admix 103** in the concrete mix. (if Needed)




Note

conduits can be covered with a cement sand mortar comprising of **Ressi SBR 5850** and **Silmix**. Chamfers can also be made using the same materials. Along with the floor screed in slope



Step 2

Application of **Water Guard 3020N**.

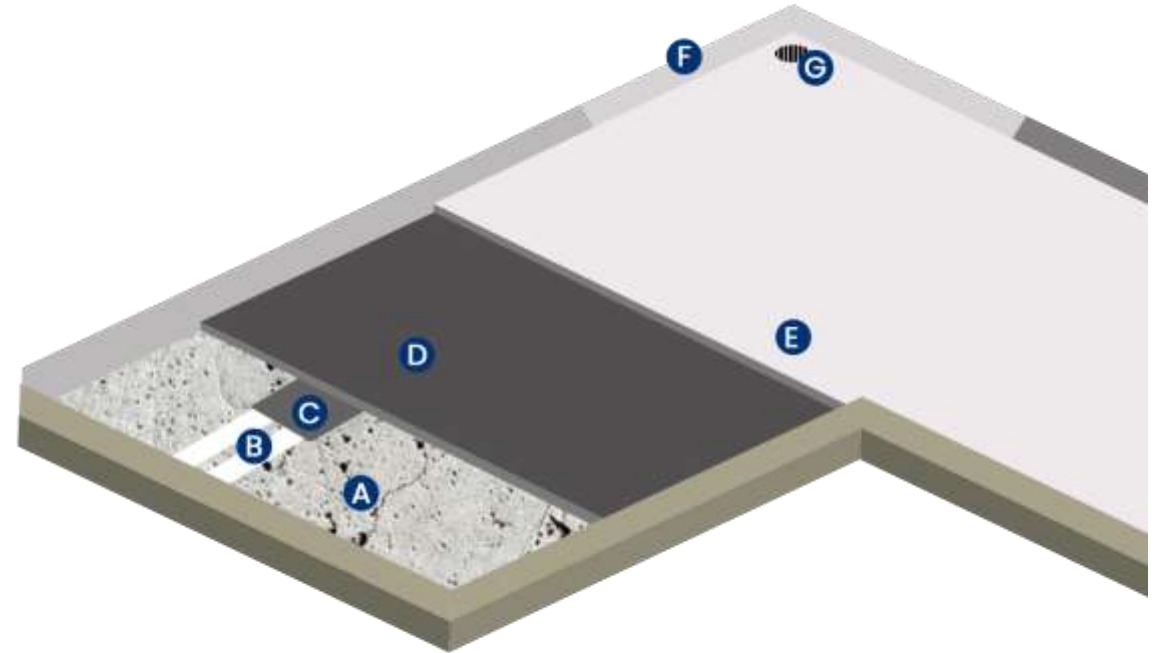


Note

Flood Test of the roof slab after Coating

System Summary (Industrial Roofs and Balconies)

- A: Slab Pouring with Water Guard Crysta Admix 103**
- B: Conduit Pipes**
- C: Cement and sand mortar with Ressi SBR 5850**
- D: Floor Screed with Ressi SBR 5850 and Silmix**
- E: Water Guard 3020 N**
- F: Chamfer with Ressi SBR 5850 and Silmix**
- G: Drain Point**





An easy to maintain effective solution for industrial roofs.



RESSICHEM®
adding life and value to your property

Thank You

Where To Find Us

D-83, S.I.T.E., Industrial Area, Manghopir Road,
Karachi - 75530, Pakistan.

Tel: +92-21-32593800-02

Mob: +92-309-7772464

Email: info@ressichem.com

Website: www.ressichem.com



RESSICHEM[®]
adding life and value to your property