




Waterproofing System for Roofs and Balconies

Residential

RESSICHEM
adding life and value to your property



Step 1

Pouring of the roof / balcony slab with the inclusion of **Max Flo integra 3**.




Step 2

Application of **Water Guard 491** over the slab





Step 3

Flood Test of the roof slab



Step 4

Covering of conduit / Utility pipes with **Patch 365 Plus** & Coating the surface with **Water Guard 491**.



Step 5

Screeding in slope with the inclusion of **Ressi SBR 5850** and **Silmix** in the roof screed mix.



Step 6

Making of chamfers
with Patch 365 Plus.



Step 7

Finishing of the screed as required.



A Permanent and long-lasting solution for Roofs and Balconies



Thank You

Where To Find Us

D-83, S.I.T.E., Industrial
Area, Manghopir Road, Karachi -
75530, Pakistan.

Mobile: +92 309 7772464

Tel: +92-21-32593800-02

Fax: +92-21-32593803

Email: info@ressichem.com

Website: www.ressichem.com

