



Waterproofing System for New Boundary wall

Residential

RESSICHEM
adding life and value to your property


Step 1

Addition of **Water Guard Crysta Admix 103** in the plinth beam of the boundary wall concrete mix.



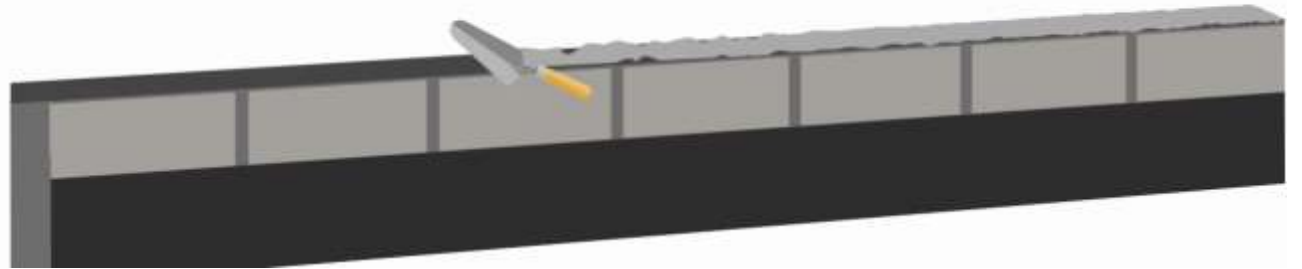
Step 2

Application of **Water Guard Crysta Coat 101** over the plinth beam.



Step 3

Addition of **Ressi SBR 5850** and **Silmix** in the masonry laying mortar.




**RESSI
SBR 5850**
STYRENE BUTADIENE RUBBER BASED BONDING
AID & ADDITIVE FOR CONCRETE AND MASONRY
(HIGH SOLID CONTENT)



SILMIX
WATERPROOFING ADMIXTURE FOR
PLASTER AND SCREED

Step 4

Addition of Ressi **SBR 5850** and **Silmix** in the Plastering / rendering mortar of the boundary wall.




RESSI
SBR 5850
STYRENE BUTADIENE RUBBER BASED BONDING
AID & ADDITIVE FOR CONCRETE AND MASONRY
(HIGH SOLID CONTENT)



SILMIX
WATERPROOFING ADMIXTURE FOR
PLASTER AND SCREED

Step 5

Application of **Paint Guard 10,000 C** over the plastered surface prior to paint.



Step 6

Painting the surface (if needed)



A Durable and maintenance free system for the waterproofing of residential boundary walls.

RESSI
SBR 5850
STYRENE BUTADIENE RUBBER BASED BONDING
AID & ADDITIVE FOR CONCRETE AND MASONRY
(HIGH SOLID CONTENT)



SILMIX
WATERPROOFING ADMIXTURE FOR
PLASTER AND SCREED



WATER GUARD
CRYSTA COAT 101
CEMENTITIOUS SLURRY WATERPROOFING SYSTEM BY CRYSTALLIZATION



WATER GUARD
CRYSTA ADMIX 103
CRYSTALLINE ADMIXTURE FOR CONCRETE AND MORTAR



PAINT
GUARD
FINE PLASTER FOR
PAINT PROTECTION **10,000 C**

Thank You

Where To Find Us

D-83, S.I.T.E., Industrial
Area, Manghopir Road, Karachi -
75530, Pakistan.

Mobile: +92 309 7772464

Tel: +92-21-32593800-02

Fax: +92-21-32593803

Email: info@ressichem.com

Website: www.ressichem.com

