



Waterproofing System for Roofs and Balconies

Commercial

RESSICHEM
adding life and value to your property



Step 1

Pouring of the roof / balcony slab with the inclusion of **Water Guard P 200**.




Step 2

Application of **Water Guard 5010** over the slab





Step 3

Flood Test of the roof slab



Step 4

- Laying the conduit pipes and covering them with a cement sand mortar with the addition of **Ressi SBR 5850** in it and covering it with **Water Guard 5010**



Step 5

Screeding in slope with the inclusion of **Ressi SBR 5850** and **Silmix** in the roof screed mix.



RESSICHEM
adding life and value to your property

Step 6

Making of chamfers with a cement sand mortar comprising of **Ressi SBR 5850** and **Silmix**.



Step 7

Finishing of the screed as required.



A Cost effective and durable solution for commercial roofs and balconies



RESSICHEM
adding life and value to your property

Thank You

Where To Find Us

D-83, S.I.T.E., Industrial
Area, Manghopir Road, Karachi -
75530, Pakistan.

Mobile: +92 309 7772464

Tel: +92-21-32593800-02

Fax: +92-21-32593803

Email: info@ressichem.com

Website: www.ressichem.com

